

IDENTIFY THE TOP HIRERS AND FAVORABLE HIRING PERIODS FOR YOUR STUDENTS



Problem:

Student resumes need to catch the attention of the right people at the right time. An educator needs to create such a scenario for his students. But when the educator himself is ignorant of such crucial insights, his students are bound to face:

- Rejection because of applying at the wrong time
- Rejection because of applying in the wrong company
- Zero or negligible career growth

Solution:


Talismatic's Employment Stats

Talismatic's education analytics platform enables educators like you to find out the top employers hiring for the skills you teach, along with the most favorable location and time of the year for your students to apply.

Here's how to go about it...

Search for skills

- Log in to the Talismatic educational analytics portal. In the search box labeled 'skills', start typing the skill(s) you wish to evaluate, and select from the drop-down list that appears. Click on 'Go'.



- You are led to the Talismatic Job Market report page that gives you a detailed overview of the job market through different widgets. It includes comprehensive information such as the cities and companies where the chosen skills are in demand, how long it takes to get a job in those cities, what job titles to aim for, which skills go well together, when to apply for jobs, and how the demand has changed in the recent months, and more.

Identify top recruiters


- The 'Employment Stats' widget lists the top 25 recruiters for the skill(s) you enter.
- The table shows the name of each of the recruiter, the percentage of their employees that possess the chosen skill(s), the month when their recruitment is most active, and the city they mostly hire from. For instance, if you enter the skill 'Industrial Engineering,' you will find that Generac Power Systems has the highest percentage of employees with the skill. We also infer that the company hires most actively in July from the city of Waukesha.

EMPLOYMENT STATS

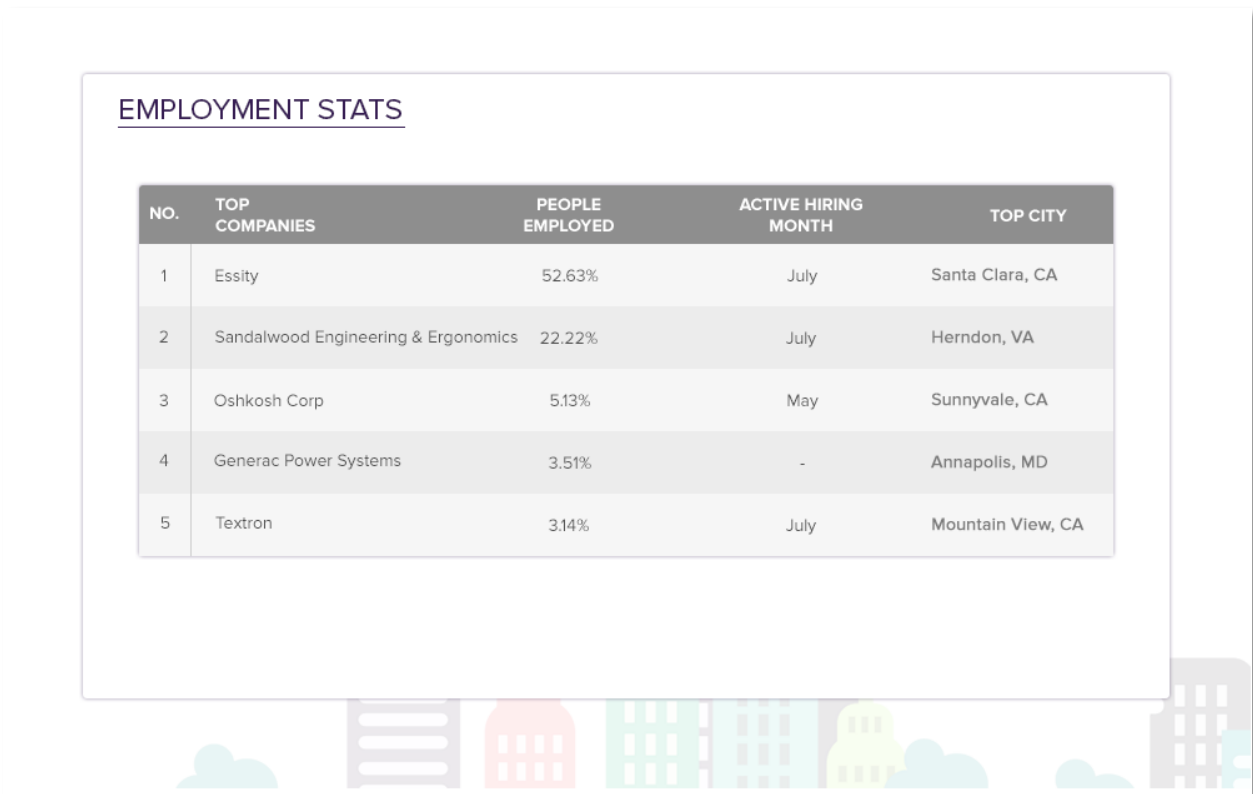
| NO. | TOP COMPANIES | PEOPLE EMPLOYED | ACTIVE HIRING MONTH | TOP CITY |
|-----|--------------------------|-----------------|---------------------|-----------------|
| 1 | Generac Power Systems | 6.80% | July | Waukesha, WI |
| 2 | Wayfair | 4.00% | July | Annapolis, MD |
| 3 | ASML | 2.11% | May | Wilton, CT |
| 4 | Trane | 1.82% | September | Davidson, NC |
| 5 | Frontline Communications | 1.79% | July | Santa Clara, CA |

Refine the search

- Use one or all of the six available filters to make your search more targeted.



- For example, to filter the companies that hire Industrial Engineering graduates with 0-1 year of experience, choose 0-1 years under the Experience filter.



The screenshot shows a table titled 'EMPLOYMENT STATS'. The table has five columns: 'NO.', 'TOP COMPANIES', 'PEOPLE EMPLOYED', 'ACTIVE HIRING MONTH', and 'TOP CITY'. The data is as follows:

| NO. | TOP COMPANIES | PEOPLE EMPLOYED | ACTIVE HIRING MONTH | TOP CITY |
|-----|-------------------------------------|-----------------|---------------------|-------------------|
| 1 | Essity | 52.63% | July | Santa Clara, CA |
| 2 | Sandalwood Engineering & Ergonomics | 22.22% | July | Herndon, VA |
| 3 | Oshkosh Corp | 5.13% | May | Sunnyvale, CA |
| 4 | Generac Power Systems | 3.51% | - | Annapolis, MD |
| 5 | Textron | 3.14% | July | Mountain View, CA |

- The result shows that the top hirer for Industrial Engineering, with less than a year of experience, is Sandalwood Engineering.

Benefits

- Knowledge of top hirers
- Well-timed placement drives
- Successful mass recruitment drives
- Brighter career paths for students

Talismatic's labor market analytics provides educators with up-to-date employment stats so that they can guide their students towards successful employment, even in a highly competitive job market.
